



Name of the Company :		ODYSSEY CORPORATION LTD					
Script Code, Name of the scrip, class of security : 531996							
Quarter ended :		30/09/2011					
Partly paid-up shares :-		No. of partly paid-up shares	As a % of total no. of partly paid-up shares	As a % of total no. of shares of the company			
Held by promoter/ promoter group		0	0.00	0.00			
Held by public		0	0.00	0.00			
Total (D)		0	0.00	0.00			
Outstanding convertible securities		No. of outstanding securities	As a % of total no. of outstanding convertible securities	As a % of total no. of shares of the company, assuming full conversion of the convertible securities			
Held by promoter/ promoter group		0	0.00	0.00			
Held by public		0	0.00	0.00			
Total (E)		0	0.00	0.00			
Warrants		No. of Warrants	As a % of total no. of Warrants	As a % of total no. of shares of the company, assuming full conversion of warrants			
Held by promoter/ promoter group		0	0.00	0.00			
Held by public		0	0.00	0.00			
Total (F)		0	0.00	0.00			
Total paid-up capital of the company, assuming full conversion of warrants convertible securities Total (A+B+C)+ D+E+F)		19697100.00		100.00			
Print Date :	05/10/2011	Page -1 of					
		1					




Statement Showing Shareholding Pattern

Category Code	Category of Shareholder	Number of Shareholders	Total Number Of Shares	Number of Shares held in Dematerialised form	Total Shareholding as a percentage of total number of shares		Shares Pledged or otherwise encumbered	
					As a Percentage of (A+B)	As a Percentage of (A+B+C)	No. Of Shares	As a Percentage
(I)	(II)	(III)	(IV)	(V)	(VI)	(VII)	(VIII)	(IX)= (VIII)/(IV) *100
A) Shareholding of Promoter and Promoter Group2								
1 INDIAN								
a	INDIVIDUAL / HUF	12	7537160	6027100	38.2653	38.2653	0	0.00
	DIRECTORS / RELATIVES	0	0	0	0.0000	0.0000	0	0.00
b	CENTRAL / STATE GOVERNMENT(S)	0	0	0	0.0000	0.0000	0	0.00
c	BODIES CORPORATE	1	300000	300000	1.5231	1.5231	0	0.00
	FINANCIAL INSTITUTIONS / BANKS	0	0	0	0.0000	0.0000	0	0.00
d	GROUP COMPANIES	0	0	0	0.0000	0.0000	0	0.00
e	ANY OTHERS(Specify)	0	0	0	0.0000	0.0000	0	0.00
SUB TOTAL		13	7837160	6327100	39.7884	39.7884	0	0.00
(A 1) :								
2 FOREIGN								
a	BODIES CORPORATE	0	0	0	0.0000	0.0000	0	0.00
b	GROUP COMPANIES	0	0	0	0.0000	0.0000	0	0.00
c	INDIVIDUAL	0	0	0	0.0000	0.0000	0	0.00
d	INSTITUTIONS	0	0	0	0.0000	0.0000	0	0.00
e	ANY OTHERS(Specify)	0	0	0	0.0000	0.0000	0	0.00
SUB TOTAL		0	0	0	0.0000	0.0000	0	0.00
(A 2) :								
Total	(A)=(A)(1) + (A)(2)	13	7837160	6327100	39.7884	39.7884	0	0.00
B) Public Shareholding								
1 INSTITUTIONS								
	CENTRAL / STATE GOVERNMENT(S)	0	0	0	0.0000	0.0000	0	0.00
	FINANCIAL INSTITUTIONS / BANKS	0	0	0	0.0000	0.0000	0	0.00
	MUTUAL FUNDS / UTI	0	0	0	0.0000	0.0000	0	0.00
	VENTURE CAPITAL FUNDS	0	0	0	0.0000	0.0000	0	0.00
	INSURANCE COMPANIES	0	0	0	0.0000	0.0000	0	0.00
	FII'S	5	2262707	2262707	11.4875	11.4875	0	0.00
	FOREIGN VENTURE CAPITAL	0	0	0	0.0000	0.0000	0	0.00
	TRUSTS	0	0	0	0.0000	0.0000	0	0.00
	ANY OTHERS(Specify)	0	0	0	0.0000	0.0000	0	0.00
TOTAL		5	2262707	2262707	11.4875	11.4875	0	0.00



B 2. Non-institutions								
(a)	BODIES CORPORATE	78	4099428	4081728	20.8123	20.8123	0	0.00
(b)	INDIVIDUAL							
(i)	(CAPITAL UPTO TO Rs. 1 Lakh)	479	287724	173504	1.4607	1.4607	0	0.00
(ii)	(CAPITAL GREATER THAN Rs. 1 Lakh)	50	5146017	5092817	26.1258	26.1258	0	0.00
(c)	TRUSTS	0	0	0	0.0000	0.0000	0	0.00
(d)	ANY OTHERS							
(i)	CLEARING MEMBER	12	64064	64064	0.3252	0.3252	0	0.00
(ii)	DIRECTORS / RELATIVES	0	0	0	0.0000	0.0000	0	0.00
(iii)	EMPLOYEE	0	0	0	0.0000	0.0000	0	0.00
(iv)	FOREIGN NATIONALS	0	0	0	0.0000	0.0000	0	0.00
(a)	NON RESIDENT INDIANS (NRI)	0	0	0	0.0000	0.0000	0	0.00
(b)	NON RESIDENT INDIANS (REPAT)	0	0	0	0.0000	0.0000	0	0.00
(c)	NON RESIDENT INDIANS (NON REPAT)	0	0	0	0.0000	0.0000	0	0.00
(v)	OVERSEAS BODIES CORPORATES	0	0	0	0.0000	0.0000	0	0.00
(vi)	PERSONS ACTING IN CONCERT	0	0	0	0.0000	0.0000	0	0.00
(vii)	ANY OTHERS(Specify)	0	0	0	0.0000	0.0000	0	0.00
SUB TOTAL (B)(2) :		619	9597233	9412113	48.7241	48.7241	0	0.00
Total Public Shareholding	(B)=(B)(1) + (B)(2)	624	11859940	11674820	60.2116	60.2116	0	0.00
Total (A) + (B) :		637	19697100	18001920	100.0000	100.0000	0	0.00
(C) Shares held by Custodians and against which Depository Receipts have been issued								
(a)	SHARES HELD BY CUSTODIANS	0	0	0	0.0000	0.0000	0	0.00
(i)	Promoter and Promoter Group	0	0	0	0.0000	0.0000	0	0.00
(ii)	Public	0	0	0	0.0000	0.0000	0	0.00
SUB TOTAL (C)(1) :		0	0	0	0.0000	0.0000	0	0.00
Grand Total (A) + (B) + (C)		637	1,96,97,100.00	18001920	100.0000	100.0000	0	0.00
NOTES :	1) NAME, NUMBER OF SHARES HELD & PERCENTAGE OF ENTITIES / PERSONS HOLDING MORE THAN 1% OF THE TOTAL SHARES OF THE COMPANY IS AS PER ANNEXURE							
Print Date :	05/10/2011	Page -1 of 1						




(II)(a) Statement showing details of Depository Receipts(DRs)

Sr.No.	Type of Outstanding DR (ADRs,GDRs,SDRs etc.)	No of Outstanding DRs.	No of Shares underlying outstanding DRs.	Shares underlying outstanding DRs as a Percentage of total number of shares (i.e Total (A)+ (B) + (C) Indicated in statement at para(I) (a) above)
1	GDRs			
TOTAL :				


(II) (b) Statement showing Holding of Depository Receipts (DRs)

Sr.No.	Type of Outstanding DR (ADRs,GDRs,SDRs etc.)	No.of Shares underlying outstanding DRs.	Shares underlying outstanding DRs.as a Percentage of total number of shares (i.e Total (A)+(B)+(C) Indicated in Statement at Para (I) (a) above)
1			
TOTAL :			

Statement Showing details "			
SR NO	Name of the shareholder	Number of Locked-in shares	Locked-in Shares as a percentage of total number of shares{i.c.,Grand Total(A)+(B)+(C) indicated in Statement at para (I)(a) above}
1	ALACRITY SECURITIES LIMITED	300000	1.52
2	BINA HEMANSHU MEHTA	1510000	7.67
3	BINA HEMANSHU MEHTA	3192000	16.21
4	BINA HIMANSHU MEHTA	1295100	6.58
5	POOJA HEMANSHU MEHTA	300000	1.52
	TOTAL:	6597100	33.4927




Statement Showing Share Holding Of Persons Belonging To The Category " PROMOTERS AND PROMOTER GROUP "						
Sr. No	Name of the Shareholder	Total shares held		Shares pledged or otherwise encumbered		
		Number of shares	As a % of grand total (A)+(B)+(C)	Number	As a percentage	As a % of grand total (A)+(B)+(C) of sub- clause (I)(a)
(I)	(II)	(III)	(IV)	(V)	(VI)=(V)/(III)* 100	(VII)
1	BINA HEMANSHU MEHTA	3192000	16.21	0	0.00	0.00
2	BINA HEMANSHU MEHTA	1510000	7.67	0	0.00	0.00
3	BINA HIMANSHU MEHTA	1295100	6.58	0	0.00	0.00
4	HEMANSHU RAMNIKLAL MEHTA	1140000	5.79	0	0.00	0.00
5	ALACRITY SECURITIES LIMITED	300000	1.52	0	0.00	0.00
6	POOJA HEMANSHU MEHTA	300000	1.52	0	0.00	0.00
7	BINA HIMANSHU MEHTA	100000	0.51	0	0.00	0.00
8	MD ZAKI KHAKEELI	10	0.00	0	0.00	0.00
9	ASHOK B PATEL	10	0.00	0	0.00	0.00
10	PRITI SAIT	10	0.00	0	0.00	0.00
11	ZAFFAR SAIT	10	0.00	0	0.00	0.00
12	ANIL DANDAT PRABHU	10	0.00	0	0.00	0.00
13	VARIJA PRABHU	10	0.00	0	0.00	0.00
	TOTAL :	7837160	39.7884	0		0.0000



Statement Showing Share Holding Of Persons Belonging To The Category " PUBLIC " And Holding More Than 1% Of The Total Number Of Shares			
SR.NO	Name of the shareholder	Number of shares	Shares as a percentage of total number of shares{i.c.,Grand Total(A)+(B)+(C) indicated in Statement at para (I)(a) above}
1	G LAKSHMI ARUNA	900000	4.5692
2	SPARROW ASIA DIVERSIFIED OPPORTUNITIES FUND	830629	4.2170
3	NILARYA TRADING PRIVATE LIMITED	770990	3.9142
4	CRESTA FUND LTD	545361	2.7687
5	METRI SREENIVASULU .	500000	2.5384
6	ANIL M GUPTA	500000	2.5384
7	CREDO INDIA THEMATIC FUND LIMITED	385000	1.9546
8	V H SHAFI KUR REHMAN	350000	1.7769
9	VAKKAL IMPEX PRIVATE LIMITED	300000	1.5231
10	MAVI INVESTMENT FUND LIMITED	286717	1.4556
11	ATHERSTONE ENERGY & NATURAL RESOURCES LTD	252500	1.2819
12	AURA MEDIA PRIVATE LIMITED	227257	1.1538
13	LOTUS GLOBAL INVESTMENTS LTD	215000	1.0915
14	SAMARTH MEDIA SERVICES PRIVATE LIMITED	201714	1.0241
15	SANGITA A. GUPTA	200000	1.0154
16	ANIL GUPTA	200000	1.0154
17	SORUS MEDIA AND ADVERTISEMENT PRIVATE LIMITED	197838	1.0044
	TOTAL :	6863006	34.8427

For ODYSSEY CORPORATION LIMITED



COMPANY SECRETARY & COMPLIANCE OFFICER