



Name of the Company :	ODYSSEY CORPORATION LIMITED		
Script Code, Name of the scrip, class of security :	531996		
Quarter ended :	31/12/2011		
Partly paid-up shares :-	No. of partly paid-up shares	As a % of total no. of partly paid-up shares	As a % of total no. of shares of the company
Held by promoter/ promoter group	0	0.00	0.00
Held by public	0	0.00	0.00
<b>Total (D)</b>	<b>0</b>	<b>0.00</b>	<b>0.00</b>
Outstanding convertible securities	No. of outstanding securities	As a % of total no. of outstanding convertible securities	As a % of total no. of shares of the company, assuming full conversion of the convertible securities
Held by promoter/ promoter group	0	0.00	0.00
Held by public	0	0.00	0.00
<b>Total (E)</b>	<b>0</b>	<b>0.00</b>	<b>0.00</b>
Warrants	No. of Warrants	As a % of total no. of Warrants	As a % of total no. of shares of the company, assuming full conversion of warrants
Held by promoter/ promoter group	0	0.00	0.00
Held by public	0	0.00	0.00
<b>Total (F)</b>	<b>0</b>	<b>0.00</b>	<b>0.00</b>
<b>Total paid-up capital of the company, assuming full conversion of warrants convertible securities Total (A+B+C)+ D+E+F)</b>	<b>39394200.00</b>		<b>100.00</b>




**Statement Showing Shareholding Pattern**

Table (I)(a)								
Category Code	Category of Shareholder	Number of Shareholders	Total Number Of Shares	Number of Shares held in Dematerialised form	Total Shareholding as a percentage of total number of shares		Shares Pledged or otherwise encumbered	
					As a Percentage of (A+B)	As a Percentage of (A+B+C)	Number of shares	As a percentage
(i)	(II)	(III)	(IV)	(V)	(VI)	(VII)	(VIII)	(IX)= (VII):(IV) *100
<b>(A) Shareholding of Promoter and Promoter Group2</b>								
<b>1. INDIAN</b>								
(a)	INDIVIDUAL / HUF	6	15074320	15074320	38.2653	38.2653	0	0.00
(i)	DIRECTORS / RELATIVES	0	0	0	0.0000	0.0000	0	0.00
(b)	CENTRAL / STATE GOVERNMENT(S)	0	0	0	0.0000	0.0000	0	0.00
(c)	BODIES CORPORATE	1	600000	600000	1.5231	1.5231	0	0.00
(d)	FINANCIAL INSTITUTIONS / BANKS	0	0	0	0.0000	0.0000	0	0.00
(e)	GROUP COMPANIES	0	0	0	0.0000	0.0000	0	0.00
(f)	ANY OTHERS(Specify)	0	0	0	0.0000	0.0000	0	0.00
<b>SUB TOTAL (A)(1) :</b>		<b>7</b>	<b>15674320</b>	<b>15674320</b>	<b>39.7884</b>	<b>39.7884</b>	<b>0</b>	<b>0.00</b>
<b>2. FOREIGN</b>								
(a)	BODIES CORPORATE	0	0	0	0.0000	0.0000	0	0.00
(b)	GROUP COMPANIES	0	0	0	0.0000	0.0000	0	0.00
(c)	INDIVIDUAL	0	0	0	0.0000	0.0000	0	0.00
(d)	INSTITUTIONS	0	0	0	0.0000	0.0000	0	0.00
(e)	ANY OTHERS(Specify)	0	0	0	0.0000	0.0000	0	0.00
<b>SUB TOTAL (A)(2) :</b>		<b>0</b>	<b>0</b>	<b>0</b>	<b>0.0000</b>	<b>0.0000</b>	<b>0</b>	<b>0.00</b>
<b>Total holding for promoters (A)=(A)(1) + (A)(2)</b>		<b>7</b>	<b>15674320</b>	<b>15674320</b>	<b>39.7884</b>	<b>39.7884</b>	<b>0</b>	<b>0.00</b>
<b>(B) Public shareholding</b>								
<b>1. INSTITUTIONS</b>								
(a)	CENTRAL / STATE GOVERNMENT(S)	0	0	0	0.0000	0.0000	0	0.00
(b)	FINANCIAL INSTITUTIONS / BANKS	0	0	0	0.0000	0.0000	0	0.00
(c)	MUTUAL FUNDS / UTI	0	0	0	0.0000	0.0000	0	0.00
(d)	VENTURE CAPITAL FUNDS	0	0	0	0.0000	0.0000	0	0.00
(e)	INSURANCE COMPANIES	0	0	0	0.0000	0.0000	0	0.00
(f)	FII'S	5	5007922	5007922	12.7123	12.7123	0	0.00
(g)	FOREIGN VENTURE CAPITAL	0	0	0	0.0000	0.0000	0	0.00
(h)	TRUSTS	0	0	0	0.0000	0.0000	0	0.00
(i)	ANY OTHERS(Specify)	0	0	0	0.0000	0.0000	0	0.00



**Statement Showing Shareholding Pattern**

Table (I)(a)								
Category Code	Category of Shareholder	Number of Shareholders	Total Number Of Shares	Number of Shares held in Dematerialised form	Total Shareholding as a percentage of total number of shares		Shares Pledged or otherwise encumbered	
					As a Percentage of (A+B)	As a Percentage of (A+B-C)	Number of shares	As a percentage
(I)	(II)	(III)	(IV)	(V)	(VI)	(VII)	(VIII)	(IX)= (VIII)/(IV) *100
<b>SUB TOTAL (B)(1) :</b>		5	5007922	5007922	12.7123	12.7123	0	0.00
<b>B 2. Non-institutions</b>								
(a)	BODIES CORPORATE	80	8576237	8568037	21.7703	21.7703	0	0.00
(b)	INDIVIDUAL							
(i)	(CAPITAL UPTO TO Rs. 1 Lakh)	418	506616	275976	1.2860	1.2860	0	0.00
(ii)	(CAPITAL GREATER THAN Rs. 1 Lakh)	43	9598795	9528795	24.3660	24.3660	0	0.00
(c)	TRUSTS	0	0	0	0.0000	0.0000	0	0.00
(d)	ANY OTHERS							
(i)	CLEARING MEMBER	5	30310	30310	0.0769	0.0769	0	0.00
(ii)	DIRECTORS / RELATIVES	0	0	0	0.0000	0.0000	0	0.00
(iii)	EMPLOYEE	0	0	0	0.0000	0.0000	0	0.00
(iv)	FOREIGN NATIONALS	0	0	0	0.0000	0.0000	0	0.00
(a)	NON RESIDENT INDIANS (NRI)	0	0	0	0.0000	0.0000	0	0.00
(b)	NON RESIDENT INDIANS (REPAT)	0	0	0	0.0000	0.0000	0	0.00
(c)	NON RESIDENT INDIANS (NON REPAT)	0	0	0	0.0000	0.0000	0	0.00
(v)	OVERSEAS BODIES CORPORATES	0	0	0	0.0000	0.0000	0	0.00
(vi)	PERSONS ACTING IN CONCERT	0	0	0	0.0000	0.0000	0	0.00
(vii)	ANY OTHERS(Specify)	0	0	0	0.0000	0.0000	0	0.00
<b>SUB TOTAL (B)(2) :</b>		546	18711958	18403118	47.4993	47.4993	0	0.00
<b>Total Public Shareholding (B)=(B)(1) + (B)(2)</b>		551	23719880	23411040	60.2116	60.2116	0	0.00
<b>Total (A) + (B) :</b>		558	39394200	39085360	100.0000	100.0000	0	0.00
<b>(C) Shares held by Custodians and against which Depository Receipts have been issued</b>								
(i)	Promoter and Promoter Group	0	0	0	0.0000	0.0000	0	0.00
(ii)	Public	0	0	0	0.0000	0.0000	0	0.00
<b>SUB TOTAL (C)(1) :</b>		0	0	0	0.0000	0.0000	0	0.00



NOTES


1) NAME, NUMBER OF SHARES HELD & PERCENTAGE OF ENTITIES / PERSONS HOLDING MORE THAN 1% OF THE TOTAL SHARES OF THE COMPANY IS AS PER ANNEXURE

(I)(b) Statement showing holding of securities (including shares, warrants, convertible securities) of persons belonging to the category "Promoter and Promoter Group"


Sr.No	Name of the Shareholder	Total shares held		Encumbered shares (*)		Details of warrants		Details of convertible securities		Total shares (including underlying shares assuming full conversion of warrants and convertible securities) as a % of diluted share capital	
		Number of shares	As a % of grand total (A)+(B)+(C)	Number	As a percentage	Number of warrants held	As a % total number of warrants of the same class	Number of convertible securities held	As a % total number of convertible securities of the same class		
(I)	(II)	(III)	(IV)	(V)	(VI)=(V)/(III)* 100	(VII)	(VIII)	(IX)	(X)	(XI)	(XII)
1	BINA HEMANSHU MEHTA	6384000	16.2054	0	0.00	0.00	0	0	0	0	0
2	BINA HIMANSHU MEHTA	5610200	14.2412	0	0.00	0.00	0	0	0	0	0
3	POOJA HEMANSHU MEHTA	2270000	5.7623	0	0.00	0.00	0	0	0	0	0
4	POOJA HEMANSHU MEHTA	600000	1.5231	0	0.00	0.00	0	0	0	0	0
5	ALACRITY SECURITIES LIMITED	600000	1.5231	0	0.00	0.00	0	0	0	0	0
6	BINA HIMANSHU MEHTA	200000	0.5077	0	0.00	0.00	0	0	0	0	0
7	HEMANSHU RAMNIKLAL MEHTA	10120	0.0257	0	0.00	0.00	0	0	0	0	0
<b>TOTAL :</b>		<b>15674320</b>	<b>39.7884</b>	<b>0</b>	<b>0.00</b>	<b>0.0000</b>	<b>0</b>	<b>0</b>	<b>0</b>	<b>0</b>	<b>0</b>

PRINTED ON : 09/01/2012

PAGE NO : 1



(l)(c)(i) Statement showing holding of securities (including shares, warrants, convertible securities) of persons belonging to the category "Public" and holding more than 1% of the total number of shares.								
SR.N O	Name of the shareholder	Number of shares held	Shares as a percentage of total number of shares {i.e., Grand Total(A)+(B)+(C) indicated in Statement at para (l)(a) above}	Details of		Details of convertible		Total shares (including underlying shares assuming full conversion of warrants and convertible securities) as a % of diluted share capital
				Number of warrants held	As a % of total number of warrants of the same class	Number of convertible securities held	% w.r.t. total number of convertible securities of the same class	
1	POOJA HEMANSHU MEHTA	2270000	5.7623	0	0	0	0	0
2	G LAKSHMI ARUNA	1800000	4.5692	0	0	0	0	0
3	SPARROW ASIA DIVERSIFIED OPPORTUNITIES FUND	1661258	4.2170	0	0	0	0	0
4	NILARYA TRADING PRIVATE LIMITED	1541980	3.9142	0	0	0	0	0
5	CREDO INDIA THEMATIC FUND LIMITED	1252508	3.1794	0	0	0	0	0
6	CRESTA FUND LTD	1090722	2.7687	0	0	0	0	0
7	METRI SREENIVASULU	1000000	2.5384	0	0	0	0	0
8	V H SHAFI KUR REHMAN	700000	1.7769	0	0	0	0	0
9	VAKKAL IMPEX PRIVATE LIMITED	600000	1.5231	0	0	0	0	0
10	MAVI INVESTMENT FUND LIMITED	573434	1.4556	0	0	0	0	0
11	ANIL GUPTA	564500	1.4330	0	0	0	0	0
12	EARTHSTONE ENERGY & NATURAL RESOURCES LTD	505000	1.2819	0	0	0	0	0
13	AURA MEDIA PRIVATE LIMITED	454470	1.1536	0	0	0	0	0
14	LOTUS GLOBAL INVESTMENTS LTD	430000	1.0915	0	0	0	0	0
15	SORUS MEDIA AND ADVERTISEMENT PRIVATE LIMITED	403220	1.0236	0	0	0	0	0
16	ANIL GUPTA	400000	1.0154	0	0	0	0	0
17	SANGITA A. GUPTA	400000	1.0154	0	0	0	0	0
	TOTAL :	15647092	39.7193	0	0	0	0	0




(l)(c)(ii) Statement showing holding of securities (including shares, warrants, convertible securities) of persons (together with PAC) belonging to the category "Public" and holding more than 5% of the total number of shares of the company

SR.NO	Name of the shareholder	Number of shares	Shares as a percentage of total number of shares {i.e., Grand Total (A) + (B)+(C) indicated in Statement at para (1) (a) above}	Details of warrants		Details of convertible securities		Total shares (including underlying shares assuming full conversion of warrants and convertible securities) as a % of diluted share capital
				Number of warrants held	As a % total number of warrants of the same class	Number of convertible securities held	% w.r.t. total number of convertible securities of the same class	
1				0	0	0	0	0
<b>TOTAL :</b>				0	0	0	0	0

Printed Date : 09/01/2012

(l)(d) Statement showing details of locked-in shares AS ON : 31/12/2011

Sr No	Name of the shareholder	Number of locked-in shares	Locked-in shares as a percentage of total number of shares {i.e., Grand Total (A)+(B)+(C) indicated in Statement at para (1)(a) above}
1	ALACRITY SECURITIES LIMITED	600000	1.52
2	BINA HIMANSHU MEHTA	5610200	14.24
3	BINA HEMANSHU MEHTA	6384000	16.21
4	POOJA HEMANSHU MEHTA	600000	1.52
<b>TOTAL:</b>		13194200	33.4927



(II)(a)

Statement showing details of Depository Receipts (DRs)

Sr.No.	Type of Outstanding DR (ADRs,GDRs,SDRs etc.)	No of Outstanding DRs.	No of Shares underlying outstanding DRs	Shares underlying outstanding DRs as a Percentage of total number of shares (i.e Grand Total (A) + (B) + (C) Indicated in statement at para(1) (a) above)
1	GDRs			
TOTAL :				

(II) (b) Statement showing holding of Depository Receipts (DRs) , where  
underlying shares held by 'promoter / promoter group' are in excess  
of 1% of the total number of shares.

Sr.No.	Name of the DR Holder	Type of Outstanding DR (ADRs,GDRs,SDRs etc.)	No.of Shares underlying outstanding DRs.	Shares underlying outstanding DRs.as a Percentage of total number of shares (i.e Grand Total (A)+(B)+(C) Indicated in statement at Para (1) (a) above)
1				
TOTAL :				

