


Name of the Company :	ODYSSEY CORPORATION LTD		
Script Code, Name of the scrip, class of security :	531996		
Quarter ended :	31/03/2011		
Partly paid-up shares :-	No. of partly paid-up shares	As a % of total no. of partly paid-up shares	As a % of total no. of shares of the
Held by promoter/ promoter group		0.00	0.00
Held by public		0.00	0.00
Total (D)	0	0.00	0.00
Outstanding convertible securities	No. of outstanding securities	As a % of total no. of outstanding convertible securities	As a % of total no. of shares of the company, assuming full conversion of the convertible securities
Held by promoter/ promoter group		0.00	0.00
Held by public		0.00	0.00
Total (E)	0	0.00	0.00
Warrants	No. of Warrants	As a % of total no. of Warrants	As a % of total no. of shares of the company, assuming full conversion of warrants
Held by promoter/ promoter group	1512900	100.00	7.67
Held by public		0.00	0.00
Total (F)	0	0.00	0.00
Total paid-up capital of the company, assuming full conversion of warrants convertible securities Total (A+B+C)+ D+E+F)	197000000.00		100.00



Statement Showing Shareholding Pattern


Category Code	Category of Shareholder	Number of Shareholders	Total Number Of Shares	Number of Shares held in Dematerialised form	Total Shareholding as a percentage of total number of shares		Shares Pledged or otherwise encumbered	
					As a Percentage of (A+B)	As a Percentage of (A+B+C)	No. Of Shares	As a Percentage
(I)	(II)	(III)	(IV)	(V)	(VI)	(VII)	(VIII)	(IX)= (VIII)/(IV) *100

(A) Shareholding of Promoter and Promoter Group²


1. INDIAN								
(a)	INDIVIDUAL / HUF	12	6027160	4542000	33.1397	33.1970	0	0.00
(i)	DIRECTORS / RELATIVES	0	0	0	0.0000	0.0000	0	0.00
(b)	CENTRAL / STATE GOVERNMENT(S)	0	0	0	0.0000	0.0000	0	0.00
(c)	BODIES CORPORATE	1	300000	300000	1.6496	1.6496	0	0.00
(d)	FINANCIAL INSTITUTIONS / BANKS	0	0	0	0.0000	0.0000	0	0.00
(e)	GROUP COMPANIES	0	0	0	0.0000	0.0000	0	0.00
(f)	ANY OTHERS(Specify)	0	0	0	0.0000	0.0000	0	0.00
SUB TOTAL (A)(1) :		13	6327160	4842000	34.7892	34.7892	0	0.00
2. FOREIGN								
(a)	BODIES CORPORATE	0	0	0	0.0000	0.0000	0	0.00
(b)	GROUP COMPANIES	0	0	0	0.0000	0.0000	0	0.00
(c)	INDIVIDUAL	0	0	0	0.0000	0.0000	0	0.00
(d)	INSTITUTIONS	0	0	0	0.0000	0.0000	0	0.00
(e)	ANY OTHERS(Specify)	0	0	0	0.0000	0.0000	0	0.00
SUB TOTAL (A)(2) :		0	0	0	0.0000	0.0000	0	0.00
Total holding for promoters	(A)=(A)(1) + (A)(2)	13	6327160	4842000	34.7892	34.7892	0	0.00

(B) Public shareholding

1. INSTITUTIONS								
(a)	CENTRAL / STATE GOVERNMENT(S)	0	0	0	0.0000	0.0000	0	0.00
(b)	FINANCIAL INSTITUTIONS / BANKS	0	0	0	0.0000	0.0000	0	0.00
(c)	MUTUAL FUNDS / UTI	0	0	0	0.0000	0.0000	0	0.00
(d)	VENTURE CAPITAL FUNDS	0	0	0	0.0000	0.0000	0	0.00
(e)	INSURANCE COMPANIES	0	0	0	0.0000	0.0000	0	0.00
(f)	FII'S	4	1367717	1367717	7.5202	7.5202	0	0.00
(g)	FOREIGN VENTURE CAPITAL	0	0	0	0.0000	0.0000	0	0.00
(h)	TRUSTS	0	0	0	0.0000	0.0000	0	0.00
(i)	ANY OTHERS(Specify)	0	0	0	0.0000	0.0000	0	0.00
SUB TOTAL (B)(1) :		4	1367717	1367717	7.5202	7.5202	0	0.00
B 2. Non-institutions								
(a)	BODIES CORPORATE	59	2046012	2028312	11.2497	11.2497	0	0.00
(b)	INDIVIDUAL							
(i)	(CAPITAL UPTO TO Rs. 1 Lakh)	517	438068	236548	2.4086	2.4086	0	0.00
(ii)	(CAPITAL GREATER THAN Rs. 1 Lakh)	80	8002288	7959288	43.9998	43.9998	0	0.00
(c)	TRUSTS	0	0	0	0.0000	0.0000	0	0.00




(d)	ANY OTHERS								
(i)	CLEARING MEMBER	10	5855	5855	0.0321	0.0321	0	0.00	
(ii)	DIRECTORS / RELATIVES	0	0	0	0.0000	0.0000	0	0.00	
(iii)	EMPLOYEE	0	0	0	0.0000	0.0000	0	0.00	
(iv)	FOREIGN NATIONALS	0	0	0	0.0000	0.0000	0	0.00	
(a)	NON RESIDENT INDIANS (NRI)	0	0	0	0.0000	0.0000	0	0.00	
(b)	NON RESIDENT INDIANS (REPAT)	0	0	0	0.0000	0.0000	0	0.00	
(c)	NON RESIDENT INDIANS (NON REPAT)	0	0	0	0.0000	0.0000	0	0.00	
(v)	OVERSEAS BODIES CORPORATES	0	0	0	0.0000	0.0000	0	0.00	
(vi)	PERSONS ACTING IN CONCERT	0	0	0	0.0000	0.0000	0	0.00	
(vii)	ANY OTHERS(Specify)	0	0	0	0.0000	0.0000	0	0.00	
SUB TOTAL (B)(2) :		666	10492223	10230003	57.6904	57.6904	0	0.00	
Total Public Shareholding	(B)=(B)(1) + (B)(2)	670	11859940	11597720	65.2106	65.2106	0	0.00	
Total (A) + (B) :		683	18187100	16439720	100.0000	100.0000	0	0.00	
(C) Shares held by Custodians and against which Depository Receipts have been issued									
(i)	Promoter and Promoter Group	0	0	0	0.0000	0.0000	0	0.00	
(ii)	Public	0	0	0	0.0000	0.0000	0	0.00	
SUB TOTAL (C)(1) :		0	0	0	0.0000	0.0000	0	0.00	
Grand Total (A) + (B) + (C)		683	1,81,87,100.00	16439720	100.0000	100.0000	0	0.00	
NOTES :	1) NAME, NUMBER OF SHARES HELD & PERCENTAGE OF ENTITIES / PERSONS HOLDING MORE THAN 1% OF THE TOTAL SHARES OF THE COMPANY IS AS PER ANNEXURE								



(II) (b) Statement showing Holding of Depository Receipts (DRs) where underlying shares are in excess of 1% of the total number of shares.			
Sr.No.	Type of Outstanding DR (ADRs,GDRs,SDRs etc.)	No.of Shares underlying outstanding DRs.	Shares underlying outstanding DRs.as a Percentage of total number of shares (i.e Total (A)+(B)+(C) Indicated in Statement at Para (I) (a) above)
1			
TOTAL :	Nil	Nil	Nil

(II)(a) Statement showing details of Depository Receipts(DRs)				
Sr.No.	Type of Outstanding DR (ADRs,GDRs,SDRs etc.)	No of Outstanding DRs.	No of Shares underlying outstanding DRs.	Shares underlying outstanding DRs as a Percentage of total number of shares (i.e Total (A)+ (B) + (C) Indicated in statement at para(I) (a) above)
1	GDRs			
TOTAL :				

ODYSSEY CORPORATION LTD			
Statement Showing details "			
SR NO	Name of the shareholder	Number of Locked-in shares	Locked-in Shares as a percentage of total number of shares(i.e.,Grand Total(A)+(B)+(C) indicated in Statement at para (I)(a) above)
1	ALACRITY SECURITIES LIMITED	300000	1.65
2	BINA HEMANSHU MEHTA	4587100	25.22
3	POOJA HEMANSHU MEHTA	300000	1.65
	TOTAL:	5087100	28.5217



Statement Showing Share Holding Of Persons Belonging To The Category
" PUBLIC " And Holding More Than 1% Of The Total Number Of Shares

SR.NO	Name of the shareholder	Number of shares	Shares as a percentage of total number of shares{i.c., Grand Total(A)+(B)+(C) indicated in Statement at para (I)(a) above}
1	NILARYA TRADING PRIVATE LIMITED	920000	5.0585
2	G LAKSHMI ARUNA	900000	4.9485
3	METRI SREENIVASULU .	500000	2.7492
4	ANIL M GUPTA	500000	2.7492
5	CRESTA FUND LTD	495361	2.7236
6	V H SHAFI KUR REHMAN	450000	2.4742
7	SPARROW INDIA DIVERSIFIED OPPORTUNITIES FUND I	420639	2.3128
8	SAMAR SINGH	400000	2.1993
9	VAKKAL IMPEX PRIVATE LIMITED	300000	1.6495
10	JIGAR PRATAPRAI VORA	300000	1.6495
11	MAVI INVESTMENT FUND LIMITED	286717	1.5764
12	ATHERSTONE ENERGY & NATURAL RESOURCES LTD	252500	1.3883
13	DINESH NATVARLAL SHAH	200000	1.0996
14	SANGITA A. GUPTA	200000	1.0996
15	ADITYA ALMAL	200000	1.0996
16	ANUPRIYA ALMAL	200000	1.0996
17	SHIVDAS THAKKAR	200000	1.0996
18	ANIL GUPTA	200000	1.0996
19	AASHNA SUSHILKUMAR AGARWAL	199400	1.0963
20	NIHARIKA BERIA	197500	1.0859
21	JULIE BERIA	196170	1.0786
	TOTAL :	7518287	41.3374



Statement Showing Share Holding Of Persons Belonging To The Category "PROMOTERS AND PROMOTER GROUP "						
Sr.No	Name of the Shareholder	Total shares held		Shares pledged or otherwise encumbered		
		Number of shares	As a % of grand total (A)+(B)+(C)	Number	As a percentage	As a % of grand total (A)+(B)+(C) of sub clause (I)(a)
(I)	(II) :	(III)	(IV)	(V)	(VI)=(V)/(III)* 100	(VII)
1	BINA HEMANSHU MEHTA	3192000	17.55	0	0.00	
2	HEMANSHU RAMNIKLAL MEHTA	950000	5.22	0	0.00	
3	POOJA HEMANSHU MEHTA	300000	1.65	0	0.00	
4	ALACRITY SECURITIES LIMITED	300000	1.65	0	0.00	
5	HEMANSHU MEHTA	190000	1.04	0	0.00	
6	BINA HIMANSHU MEHTA	100000	0.54	0	0.00	
7	MD ZAKI KHAKEELI	10	0.00	0	0.00	
8	ASHOK B PATEL	10	0.00	0	0.00	
9	PRITI SAIT	10	0.00	0	0.00	
10	ZAFFAR SAIT	10	0.00	0	0.00	
11	ANIL DANDAT PRABHU	10	0.00	0	0.00	
12	VARIJA PRABHU	10	0.00	0	0.00	
13	BINA HEMANSHU MEHTA	1295100	7.12	0	0.00	
	TOTAL :	6327160	34.7704	0	0.00	0.0

For Odyssey Corporation Limited

For ODYSSEY CORPORATION LIMITED



CUMPNY SECRETARY & COMPLIANCE OFFICER